



TIME FOR ENGLISH

STUDENT'S BOOK

PRIMARY TWO


First Term

أطع ربك ..
أطع والديك ..
أطع معلمك ..
تكن من المتفوقين

أ / محمود أبو غنيمه



The Alphabet

A.  Listen and sing along.

A a

B b

C c

D d

E e

F f

G g

H h

I i

J j

K k

L l

M m

N n

O o

P p

Q q

R r

S s

T t

U u

V v

W w

X x

Y y

Z z



B. Point to the letters. Say the alphabet on your own.



The Alphabet

Trace and write.

Aa

Bb

Cc

Dd

Ee

Ff

Gg

Hh

Ii

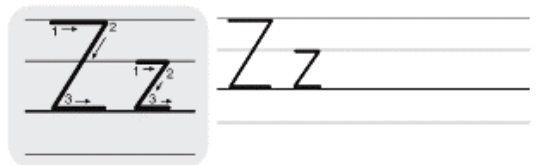
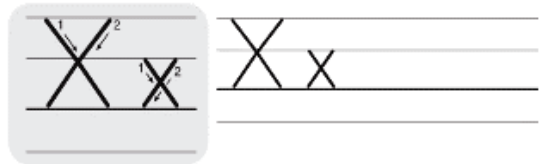
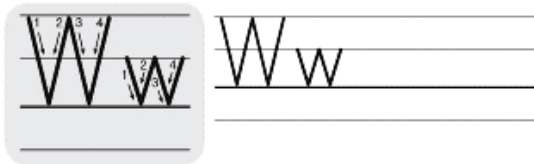
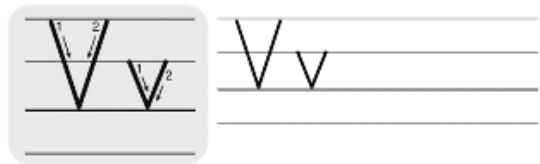


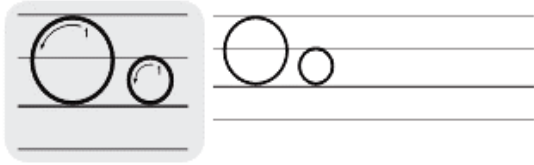
Jj


Kk

Ll

Mm

Nn







In the Neighbourhood

في الجيرة

Hello	أهلاً	pencil	قلم رصاص
Hi	أهلاً	piano	بيانو
girl	بنت	pizza	بيتزا
boy	ولد	book	كتاب
puppet	عروسة خشب	bag	شنطة / حقيبة
I'm	أنا	peach	خوخة
You're	أنت	good	جيد
ball	كرة	morning	صباح
bird	طائر	How	كيف
pen	قلم حبر	fine	بخير
		thank you	شكراً
man	رجل	woman	امرأة
belt	حزام	pie	فطيرة
pot	إناء	pin	دبوس
put	يضع	bean	فول



Good morning.



Hello! How are you?



Fine, thank you.

صباح الخير

أهلاً، كيف حالك؟

بخير، شكراً

بداية الجملة تبدأ بحرف كبير capital

اسم الانسان يبدأ بحرف كبير capital

في نهاية الجملة نضع (0)

في نهاية السؤال نضع (?)



صباح الخير
Good morning.

كيف حالك؟ Hello! How are you?

بخير وشكراً Fine, thank you.



Word Time

A. Listen and repeat.

- | | |
|-------------|------------|
| 1. Mona | 2. Kareem |
| 3. Sokkara | 4. girl |
| 5. boy | 6. puppet |

B. Listen and write the letter.

C. Point and say the words.

D. Listen and point.

E. Write the words.
(See pages 60–62.)





I'm a boy.

I'm a girl.

أنا ولد

أنا بنت



I'm Sokkara.



I'm a puppet.

أنا سكرة

أنا دميمة



للحديث عن نفسي أقول : I'm (أنا أكون)

لمخاطبة شخص أمامي أقول له : You're (أنت تكون)

Practice Time

A. Listen and repeat.

I'm | Mona.
a girl.

I'm = I am

You're | Kareem.
a boy.

You're = You are

B. Listen and repeat. Then practise with a partner.


1. I'm Mona. I'm a girl.




2. You're Kareem. You're a boy.



3. I'm Kareem. I'm a boy.



4. You're Mona. You're a girl.



5. I'm Sokkara. I'm a puppet.



6. You're Sokkara. You're a puppet.



C. Look at page 2. Point to the picture and practise with a partner.

D. Listen and sing along. (See "The Kareem and Mona Song" on page 57.)



Phonics Time

A. Listen and repeat.

 B b	 ball	 bird	 boy
 P p	 pencil	 Piano	 pizza

B. Does it begin with **b**? Listen and circle.

1.	2.	3.	4.
----	----	----	----

C. Does it begin with **p**? Listen and circle.

1.	2.	3.	4.
----	----	----	----

D. Does it begin with **b** or **p**? Listen and circle.

1.	2.	3.	4.	5.	6.
----	----	----	----	----	----



Conversation Time




A. Read and match.

- 1. Good morning.
- 2. Hello! How are you?
- 3. Fine, thank you.



B. Look and write.



- 1. Good _____
- 2. _____ ! How _____ you?
- 3. Fine, _____ you.



Word Time



Mona



Kareem



Sokkara



girl



boy



puppet

A. Look and match.



Mona

Kareem


Sokkara

girl

boy

puppet

B. Write the letter.



1. b Mona

2. _____ Kareem

3. _____ Sokkara

4. _____ boy

5. _____ girl

6. _____ puppet



Practice Time

I'm Mona. I'm a girl.



You're Kareem. You're a boy.



A. Look and match.



I'm Sokkara. I'm a puppet.

You're Mona. You're a girl.


You're Kareem. You're a boy.

I'm Kareem. I'm a boy

You're Sokkara. You're a puppet.

I'm Mona. I'm a girl.

B. Your turn. Draw and write.



I'm _____

I'm a _____



Phonics time



ball



pencil



boy



pizza



bird



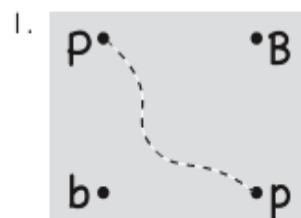


piano


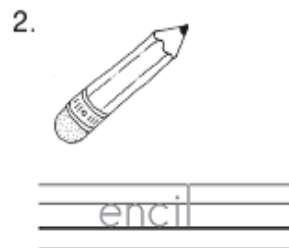

A. Does it begin with b or p ? Look and circle.



B. Match and say.



C. Look and write.






In the Field

في الحقل

field	حقل	goat	معزة
bless you	يرحمكم الله	king	ملك
thanks	شكراً	key	مفتاح
tree	شجرة	kite	طيارة ورق
butterfly	فراشة	ah-choo	صوت العطس
flower	وردة		
cloud	سحابة	game	لعبة
lake	بحيرة	gum	لبان
This is	هذا للقريب	go	يذهب
That is	ذاك للبعيد	kiss	يقبل
garden	جنيئة	kick	يركل



يرحمكم الله

شكراً



للمفرد القريب نقول: This is (هذا يكون)

للمفرد البعيد نقول : That is (ذلك يكون)

Practice Time

A. Listen and repeat.

This is | a butterfly.

That's | a lake.

That's = That is

B. Listen and repeat. Then practise with a partner.

1. This is a butterfly.



2. That's a lake.



3. This is a bird.



4. This is a flower.



5. That's a tree.



6. That's a cloud.



C. Look at page 10. Point to the picture and practise with a partner.

D. Listen and sing along. (See "This Is a Flower" on page 57.)





Phonics Time

A. Listen and repeat.

 Gg	 garden	 girl	 goat
 Kk	 king	 key	 kite

B. Does it begin with **g** or **k**? Listen and circle.

1.  g k	2.  g k	3.  g k
4.  g k	5.  g k	6.  g k

C. Does it begin with **b**, **p**, **g**, or **k**? Listen and write.

1. _____	2. _____	3. _____	4. _____	5. _____	6. _____
_____	_____	_____	_____	_____	_____



Conversation Time



A. Read and match.

1. Ah-choo!

2. Bless You!

3. Thanks.



B. Unscramble, match, and write.

1. Lsseb ouy

• Ah-choo!

2. Kahtns

• Bless you!

Bless you!

3. ha-ocoh

• Thanks.



Word Time



butterfly



tree



bird



lake



flower





cloud

A. Look and circle.



B. Look and write.





Practice Time



This is a butterfly.



That's a bird.

A. Look and circle.

1. **this** that

2. this **that**

3. this that

4. this **that**

B. Look and write.



1. _____ is a _____ .

2. _____

3. _____

4. _____

C. Your turn. Draw and write.

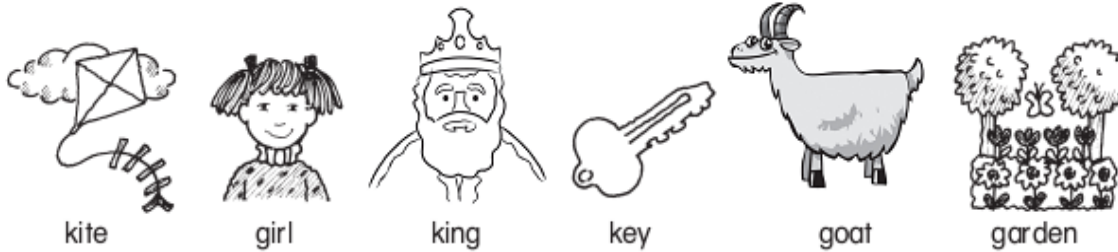


This _____


That's _____




Phonics Time




A. Does it begin with g or k ? Circle and write.



1.  g k



 key

2.  g k

3.  g k

B. Which picture begins with the same sound? Circle.

1.  2. 

3.  4. 

C. Match and say.

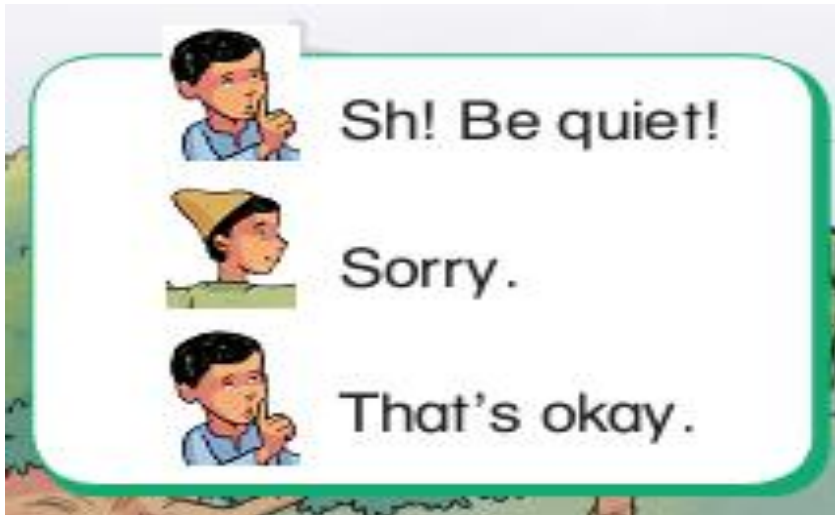
1.  2.  3. 



On the Farm

في المزرعة

farm	مزرعة	milk	لبن
be quiet	كن هادئاً	mop	مسّاحة
sorry	آسف	mother	أم
okay	موافق / لا بأس	net	شبكة
horse	حصان	night	ليل
sheep	خروف	nurse	ممرضة
cow	بقرة	nose	أنف
chicken	دجاجة	monkey	قرد
It's	إنه / إنها	mouse	فأر
what	ما / ماذا	newspaper	جريدة
duck	بطة	nest	عش
turkey	ديك رومي	nap	قيلولة
nut	فول سوداني / بندق	money	مال / نقود



كن هادئاً

آسف

لا بأس



On the Farm

Conversation Time

A. Listen and repeat.


B. Listen and find the speakers.

C. Role-play the conversation with a partner.

Sh! Be quiet!

Sorry.

That's okay.



D. Review. Listen and repeat.

Unit 3

Hello! How are you?

Fine, thanks.





Be quiet sorry That's okay

كن هادئاً آسف لا بأس



نستخدم this كاسم اشارة للقريب بمعنى (هذا)

نستخدم that كاسم اشارة للبعيد بمعنى (ذاك)

• للسؤال عن اسم شىء لا نعرفه نقول:

What's (this \ that)?

• والاجابة تكون كالاتى: اسم الشىء + It's

Practice Time


A.  Listen and repeat.

What's | this?
| that?

What's - What is

It's | a goat.
| a cow.

It's - It is

B.  Listen and repeat. Then practise with a partner.

1. 

What's this?
It's a goat.
2. 

What's that?
It's a horse.
3. 

What's that?
It's a cat.
4. 

What's this?
It's a cow.
5. 


What's this?
It's a chicken.
6. 

What's that?
It's a sheep.



ما هذا؟


What's this ?





إنه خروف

It's a sheep.



Blank writing line

Blank writing line

Blank writing line

Blank writing line

Blank writing line

Blank writing line

Blank writing line

Blank writing line

Blank writing line

Blank writing line



Phonics Time

A. Listen and repeat.

 Mm	 milk	 mop	 mother
 Nn	 net	 night	 nurse

B. Does it begin with **m** or **n**? Listen and match.

1.		2.
3.		4.
5.		6.

C. Does it begin with **m** or **n**? Listen and circle.

1.	2.	3.	4.	5.	6.
----	----	----	----	----	----



Conversation Time




A. Read and match.

1. Sh! Be quiet!

2. Sorry.

3. That's okay.



B. Look and write.



1. Sh! Be

2.

3. That's



Word Time



sheep



horse



cow



chicken



goat



cat

A. Look and match.



sheep





horse

goat

cat

chicken

cow



B. Find and circle.



horhorseckpicattgmslagoatchsheepfambccowchickenrhose

C. Unscramble and write.

1. hpsee

sheep

2. tac

3. tago

4. ehros

5. heckcin


6. owc



Practice Time




A. Look and write.

1.  What's _____ ? It's _____ .

2.  _____ . _____ .

3.  _____ . _____ .

4.  _____ . _____ .

5.  _____ . _____ .

6.  _____ . _____ .


B. Your turn. Draw and write.

What's _____ ?

_____ .

_____ .

_____ .





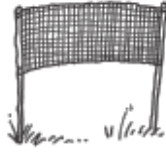
Phonics Time



nurse



mother



net



milk



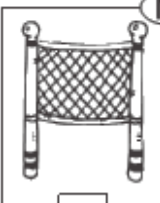

mop





night

A. Which picture begins with the letter? Write ✓ .



1. m

	
<input type="checkbox"/>	<input checked="" type="checkbox"/>



2. n

	
<input type="checkbox"/>	<input type="checkbox"/>



3. m

	
<input type="checkbox"/>	<input type="checkbox"/>



4. n

	
<input type="checkbox"/>	<input type="checkbox"/>

5. n

	
<input type="checkbox"/>	<input type="checkbox"/>

6. m

	
<input type="checkbox"/>	<input type="checkbox"/>

B. Which pictures begin with the letter? Circle.

m

		
---	---	---

n

		
---	---	---



Review 1

Story Time



A. Listen and repeat.

1. Good morning! I'm Sokkar.
Hi! I'm Sokkara.

2. How are you, Sokkar?
Fine, thanks.

3. What's that?
It's a pencil.

4. What's this?
It's a bird.

5. Ah-choo!
Bless you! Thank you.

6. Sh! Be quiet!
Sorry.
To be continued...

B. Look at A. Listen and point.



C. Role-play these scenes.



Activity Time



A. Listen. Find and number the pictures in the puzzle.



B. Listen and circle the correct word.

- 1. pizza ball 2. kite garden 3. milk nose
- 4. key girl 5. mop net 6. piano boy

C. Listen and find the picture. Write the number.





Review 1

A. Look and match.



This is a dog.

That's a horse.

This is a butterfly.

I'm kareem.

What's that? It's a bird.

I'm a girl.

B. Look and circle.

1.



won sow **cow**

2.



cat tac cab

3.



bred bird drab

4.



kale leak lake

5.



girl hurl grill

6.



tee tree three



Review 1

A. Look at the numbers. Write the sentence.

1	a	2	I'm	3	is	4	you	5	you're
6	Mona	7	morning	8	This	9	are	10	Thanks.
11	Good	12	tree	13	girl	14	boy	15	How
16	That's	17	Flower	18	?	19	.	20	Kareem

1. 11 7 19 15 9 4 18

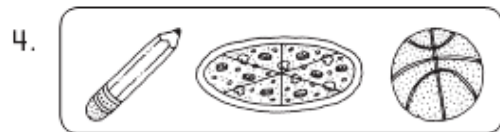
Good

2. 2 6 19 2 1 13 19

3. 5 20 19 5 1 14 19

4. 8 3 1 17 19 16 1 12 19

B. Which picture begins with a different sound? Write X






At the Store

في المحل

store	دكان / محل	teacher	معلم / معلمة
eraser	أستيكة	tiger	نمر
ruler	مسطرة	telephone	تليفون
pencil case	مقلمة	welcome	مرحباً
Is it	هل هذا	door	باب
Yes	نعم		
No	لا	notebook	كراسة
desk	درج	crayon	قلم ألوان شمع
doll	دمية	book bag	شنطة كتب
duck	بطة	pie	فطيرة
table	منضدة	belt	حزام



Here you are.

تفضل

Thanks.

شكراً

You're welcome.

العفو

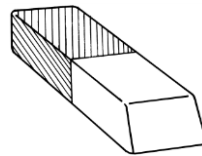
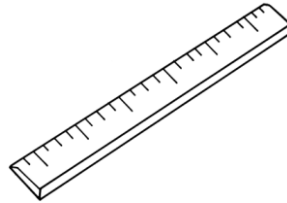

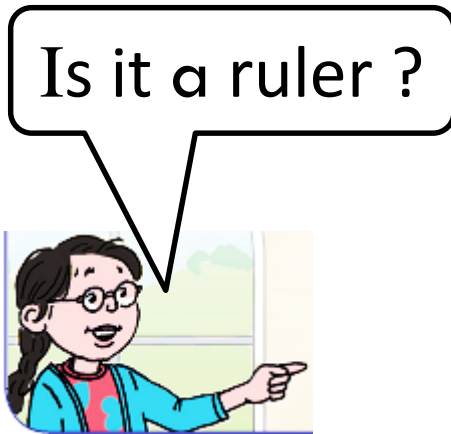


للتأكد من اسم شيء ما نقول:

هل هذا ؟ Is it (a \ an ?

نستخدم an مع الكلمات التي تبدأ بـ (a- e- i- o- u)

والاجابة: Yes, it is. \ No, it isn't.



It's an eraser.



Practice Time

A. Listen and repeat.

Is it | a pen?
 | an eraser?

Yes, it is.

No, it isn't. It's | a pencil.

isn't = is not

It's = It is

B. Listen and repeat. Then practise with a partner.

1. Is it a pen?
Yes, it is.

2. Is it an eraser?
No, it isn't. It's a ruler.

3. Is it a book?
Yes, it is.

4. Is it a pencil case?
Yes, it is.

5. Is it a pen?
No, it isn't. It's a pencil.


6. Is it a ruler?
No, it isn't. It's an eraser.

C. Look at page 30. Point to the picture and practise with a partner.


D. Listen and sing along. (See "Thanks. You're Welcome." on page 58.)



Is it a mop ?



Yes, it is.



Is it a cow ?

Blank line for writing an answer.

Blank line for writing an answer.

No, it isn't. It's a horse.

Blank line for writing an answer.

Blank line for writing an answer.

Blank line for writing an answer.

Blank line for writing an answer.

Blank line for writing an answer.

Blank line for writing an answer.

Blank line for writing an answer.



Phonics Time

A. Listen and repeat.



desk



dog



duck



table



teacher



tiger

B. Does it begin with d or t? Listen and write.

1.



2.




3.



4.



5.



6.



C. Listen and match.





Conversation Time

Here you are.



Thanks.



You're welcome.



A. Look and write.



1.



Here are

2.



3.



You're

B. Unscramble, match, and write.

1. oyu're celwemo •

• Here you are.

2. eehr oyu rea •

• Thanks.

3. haktns •

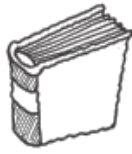
• You're welcome.



Word Time



ruler



book



pencil case



pencil



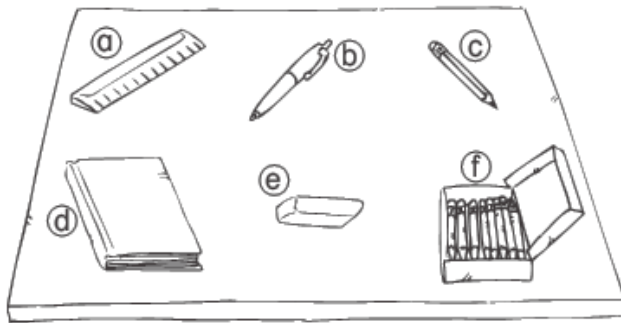
pen



eraser

A. Write the letter.

1.



1. _____ d _____ book

2. _____ eraser

3. _____ pen

4. _____ pencil

5. _____ pencil case

6. _____ ruler

B. Read the question. Write the answer.

1. What's this?

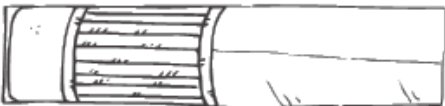


It's a _____ .


2. What's this?



3. What's this?



4. What's this?











Practice Time



A. Look and circle.

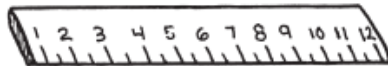
- 1.  a pencil
an pencil
- 2.  a pen
an pen
- 3.  a eraser
an eraser
- 4.  a pencil case
an pencil case
- 5.  a ruler
an ruler
- 6.  a book
an book

B. Read the question. Write the answer.

1. Is it a book?



2. Is it a ruler?



3. Is it an eraser?



4. Is it a pencil?





Phonics Time



dog



tiger



desk



teacher




duck



table

A. Does it begin with d or t? Write the word.



d words desk _____ _____

t words _____ _____ _____

B. What letter does it begin with? Read and Write ✓.

d										
t	✓									
b										
p										
g										
k										
m										
n										



At School

في المدرسة

school	مدرسة	How many	كم عدد
first	الأول	cloud	سحابة
last	الأخير	hand	يد
name	اسم	house	منزل
one (1)	1	water	ماء
two (2)	2	window	شباك
three (3)	3	woman	امرأة
four (4)	4	watch	ساعة يد
five (5)	5	hen	دجاجة
six (6)	6	wolf	ذئب
seven (7)	7	heart	قلب
eight (8)	8	cup	فنجان
nine (9)	9	web	شبكة العنكبوت
ten (10)	10		
eleven (11)	11	hit	يضرب
twelve (12)	12	wig	باروكة
thirteen (13)	13	home	بيت
fourteen(14)	14	wet	مبتل
fifteen (15)	15		




للسؤال عن اسم الشخص نفسه (الاسم الأول) نقول :


What's your **first** name?

للسؤال عن اسم العائلة (الاسم الأخير / اللقب) نقول :

What's your **last** name?



What's your first name?




What's your last name?



What's your first name?

What's your last name?



! علامة التعجب

نضع علامة التعجب (!) بعد تعبيرات مثل:

Hello ! \ Hi ! \ Ah-choo ! \ Bless you !
 \ Sh ! Be quiet ! \ Ouch!

, الفاصلة

نضع الفاصلة (,) :

Yes, it is.

No, it isn't.

Fine, thanks.

- بعد كلمتى : No, / Yes,

- بعد كلمة fine,



1	one	2	two	3	three
----------	-----	----------	-----	----------	-------

--	--	--	--	--	--

--	--	--	--	--	--

--	--	--	--	--	--

--	--	--	--	--	--

4	four	5	five	6	six
----------	------	----------	------	----------	-----

--	--	--	--	--	--

--	--	--	--	--	--

--	--	--	--	--	--

--	--	--	--	--	--



7	seven	8	eight	9	nine
----------	-------	----------	-------	----------	------

--	--	--	--	--	--

--	--	--	--	--	--

--	--	--	--	--	--

--	--	--	--	--	--

10	ten	11	eleven	12	twelve
-----------	-----	-----------	--------	-----------	--------

--	--	--	--	--	--

--	--	--	--	--	--

--	--	--	--	--	--

--	--	--	--	--	--



B. Find the items in the large scene.
Count and write the number.

- a. b. c. d. e. f. g. h. i. j. k. l.





← للسؤال عن العدد نستخدم **How many**

? اسم جمع + How many

وفى الاجابة نقول:

الشيء + العدد →



How many Pens?

Five pens.



How many books?

.....



How many pencils?

.....

How many flowers?

.....



Practice Time

A. Listen and repeat.

How many | cows?


One | cow.
Two | cows.

B. Listen and repeat. Then practise with a partner.

1. How many cows?
One cow.



2. How many goats?
Three goats.



3. How many cats?
Four cats.



4. How many clouds?
Seven clouds.



5. How many books?
Ten books.



6. How many pens?
Twelve pens.



C. Look at page 38. Point to the picture and practise with a partner.

D. Listen and chant. (See "The Counting Chant" on page 59.)



Phonics Time

A. Listen and repeat.










 hand horse house










 water window woman

B. Does it begin with h? Listen and write ✓ or X.

1. 
 2. 
 3. 
 4. 

C. Does it begin with w? Listen and write ✓ or X.

1. 
 2. 
 3. 
 4. 

D. Does it begin with h or w? Listen and write.

1. _____ 2. _____ 3. _____ 4. _____ 5. _____ 6. _____



Conversation Time

What's your first name?

Mona.

What's your last name?

Samy.



A. Look and write.



1.



What's your first name?

2.



B. Look and circle.



1. What's your first name?
last



2. What's your first name?
last



C. Your turn. Read the question. Write the answer.



What's your first name?

What's your last name?



Word Time

- | | | |
|---------|-----------|-----------|
| 1 one | 2 two | 3 three |
| 4 four | 5 five | 6 six |
| 7 seven | 8 eight | 9 nine |
| 10 ten | 11 eleven | 12 twelve |

A. Write the number.

1. one 1 2. four 3. eleven 4. six

B. Write the word.

1. 12 twelve 2. 8 3. 2
 4. 7 5. 3 6. 10

C. Look and match.

1. 2. 3. 4. 5. 6.

- two trees one boy five cows
 eight pens four dogs twelve birds

D. Find and circle the numbers.





Phonics Time



water



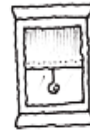
hand



woman



house



window



horse



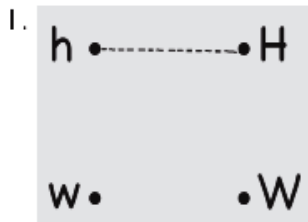
A. Does it begin with h or w? Look and match.







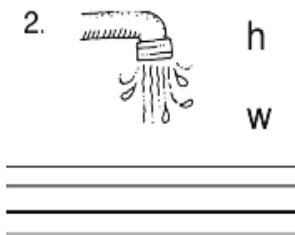

w

h

B. Match and say.



C. Does it begin with h or w? Circle and write.






In The P.E. Class

في حصة التربية البدنية

class	فصل / حصة	video	فيديو
happy	سعيد	violin	كمان
sad	حزين	fan	مروحة
cold	بارد	vet	طبيب بيطرى
hot	حار / ساخن	fire	نار
hungry	جائع	fox	ثعلب
thirsty	عطشان	farmer	فلاح
Are you	هل أنت	I think so	أعتقد هذا
feet	أقدام	P.E	تربية بدنية
fork	شوكة	Ouch !	للتعبير عن الألم
van	شاحنة	angry	غاضب
veil	حجاب/ خمار	feather	ريشة
vase	زهريّة	fat	سمين
vegetable	خضروات	father	أب





In The P.E. Class

Conversation Time

A. Listen and repeat.


B. Listen and find the speakers.

C. Role-play the conversation with a partner.

Ouch!

Are you okay?

I think so.



D. Review. Listen and repeat.





Word Time

A. Listen and repeat.

1. happy

2. sad

3. cold

4. hot

5. hungry

6. thirsty

B. Listen and write the letter.

C. Point and say the words.

D. Listen and point.

E. Write the words.
(See pages 60–62.)





خلى بالك !!



للسؤال عن حال الشخص نقول:

Are you + صفة ?

وتكون الاجابة كالتالى:

- Yes, I'm.
- No, I'm not.



Are you sad?

Yes, I'm.



Are you sad?

No, I'm not.

I'm happy.





Practice Time

A. Listen and repeat.

Are you happy? |

Yes, I am.

No, I'm not. I'm | sad.

I'm = I am

B. Listen and repeat. Then practise with a partner.

1. Are you happy?
Yes, I am.



2. Are you happy?
No, I'm not. I'm sad.



3. Are you cold?
Yes, I am.



4. Are you cold?
No, I'm not. I'm hot.



5. Are you thirsty?
Yes, I am.



6. Are you thirsty?
No, I'm not. I'm hungry.



C. Look at page 46. Point to the picture and practise with a partner.



D. Listen and sing along. (See "Are You Happy?" on page 59.)




Phonics Time

A. Listen and repeat.







			
	feet	fish	fork

			
	van	vase	violin

B. Do they both begin with the same sound? Listen and write ✓ or X.

1. 	2. 	3. 
4. 	5. 	6. 

C. Does it begin with f, m, n, or v? Listen and circle.

1. 	2. 	3. 	4. 	5. 	6. 
--	--	--	--	---	--



Conversation Time



A. Read and match.

- 1. Ouch!
- 2. Are you okay?
- 3. I think so.



B. Unscramble and match.

- 1. ear oyu kaoy •
- 2. i hkint os •
- 3. chou •
- Ouch!
- Are you okay!
- I think so.

C. Circle and write.



- 1. !ouch _____
- Ouch! _____
- ouch! _____
- 2. are you okay? _____
- ?are you okay _____
- Are you okay? _____
- 3. !I think so _____
- I think so. _____
- i think so. _____



Word Time



happy



sad



hot



cold



hungry



thirsty

A. Look and write.

1. 

2. 

3. 

4. 

5. 

6. 

B. Read and complete the pictures.



I'm cold.


I'm happy.


I'm sad.


I'm hot.

C. Your turn. Draw and write.



I'm _____



Practice Time

Are you happy?



Yes, I am.



Are you cold?



No, I'm not. I'm hot.



A. Look and write.



hungry?



cold?



happy?



thirsty?

B. Your turn. Read the question. Write the answer.

1. Are you happy?

2. Are you sad?



Phonics Time



fish



vase



feet



van



fork



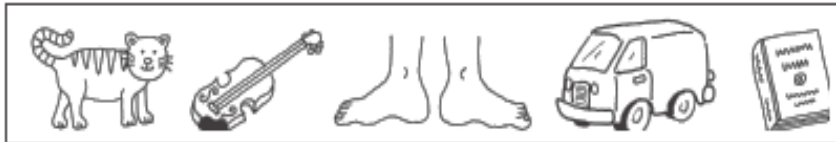
violin

A. Which pictures begin with the letter? Circle.

f

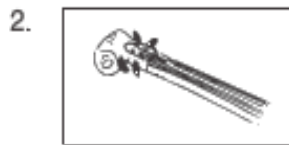


v




B. Look and write.





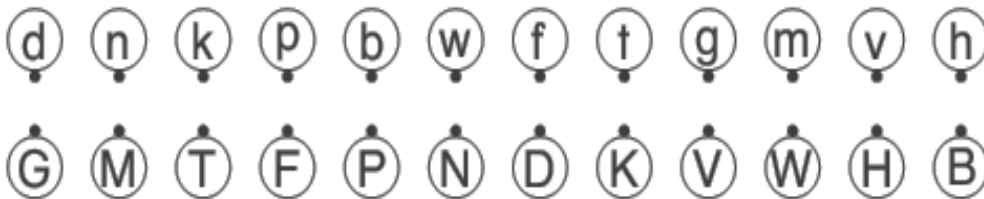








C. Match and say.





Review 2

Story Time



A. Listen and repeat.



B. Look at A. Listen and point.

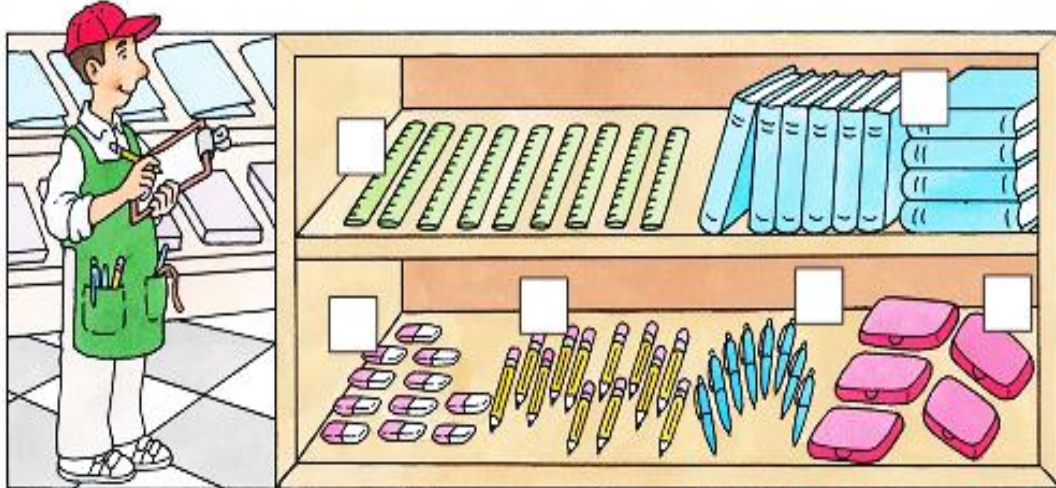
C. Role-play these scenes.



Activity Time



A. Count the items. Write the number in each box. Then listen and check.



B. Listen and write the numbers.

1. _____ 2. _____ 3. _____ 4. _____ 5. _____ 6. _____

C. Listen and circle the correct word.

1. desk tiger 2. house water 3. fish van

4. woman horse 5. violin feet 6. table duck

D. Listen and circle ✓ or X.



✓ X



✓ X



✓ X



✓ X



Review 2

A. Look and match.



Sh! Be quiet!


Good morning

Here you are!

What's your first name? Mona.

Ouch!

B. Write the letter.



1. _____ f _____ book

2. _____ happy

3. _____ flower

4. _____ hot

5. _____ pencil

6. _____ ruler



Review 2

A. Read and circle the mistakes.



g ood morning?
 m y name is K areem.
 w hat's your first name?



this is a butterfly.
 what's that!
 is it a cloud.



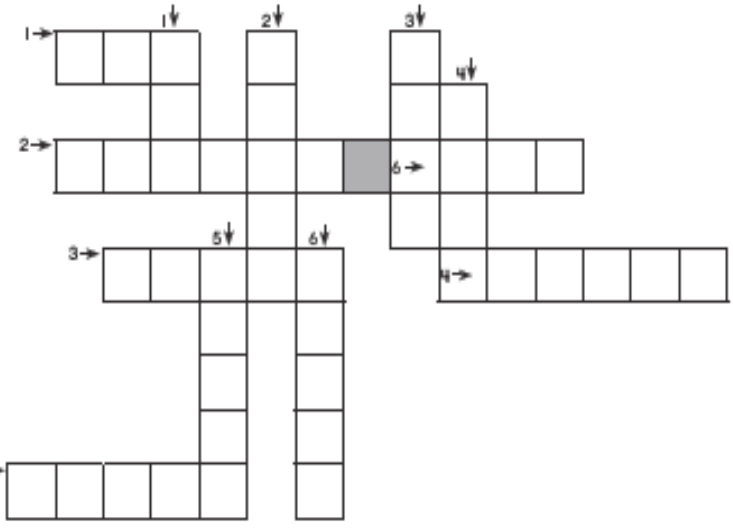
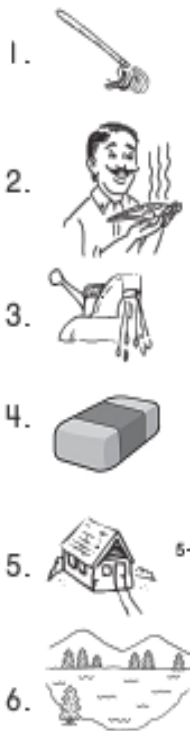
hello.
 how are you.
 are you hungry.



this is an eraser?
 is it a pen.
 no! it isn't. it's a pencil!

B. Complete the puzzle.

ACROSS →



DOWN ↓





أ ب ب ب

ى □ □ □

ر ر ب

موقع الامتحان التعليمى

www.exam-eg.com