

Time For English - Primary 3

2nd Term 2018

الصف الثالث الابتدائي - الفصل الدراسي الثاني ٢٠١٨


Name:.....

Class:.....

By Mr- Adel Abd Elhady Ibrahim

01100422437

01009723719




Unit 7

In the Department Store

في متجر متعدد الأقسام - في محل متعدد الأقسام

Conversation Time

Listen and repeat:



1 - What colour is it?

ما لونه ؟ ، ما لونها ؟

2 - It's blue.

لونه/ لونها أزرق.

3 - Blue is my favourite colour.

الأزرق لوني المفضل.

4 - Blue is nice, but I like red.

الأزرق لطيف ، ولكنني أحب الأحمر.

- Review. Listen and repeat.



1 - Where are you from?

من أين أنت ؟

2 - I'm from France.

أنا من فرنسا.

3- I'm from Egypt.

أنا من مصر.

department store	متجر متعدد الاقسام	Where	أين
What colour..?	ما لون	like	يحب
favourite	المفضل	nice	جميل - لطيف
but	لكن	France	فرنسا

أسئلة هامة يجب حفظها جيدا

للسؤال عن اللون نستخدم :-

What colour is / are

- It is / They are + أسم اللون

1 - What colour is it ?

It is blue .

للسؤال عن البلد التي أنت منها نستخدم :-

Where is / are + .? أسم الفاعل أو ضميره

1 - Where are you from ?

من أين أنت ؟

I am from France .

أنا من فرنسا .

Colours الألوان

white	أبيض	blue	أزرق
black	أسود	brown	بنى
red	أحمر	yellow	أصفر
green	أخضر	pink	وردى

Exercises

1- Listen and fill in the gaps:-

A: colour is it?

B: It's blue. Blue is my favourite colour.

C: Blue is nice but I like





2- Read and match A with B :-

A	B
1- What 2- It's 3- Blue is my 4-Where are	a- favourite colour. b- is it? c- you from? d- colour is it? e- blue.

3-Choose the correct word(s)between brackets :

- 1- (Where – When –What) colour is it?
- 2- I'm (of – from – for)France.
- 3- Blue is nice, but I (likes – like – liked) red .
- 4- (Plane – Bike – Green) is my favourite colour.
- 5- (What – Where - When) are you from?

4-Look at the pictures and unscramble the pictures :

 أزرق			
ubel	agb	okbo	der
.....

5-Copy the following sentences :



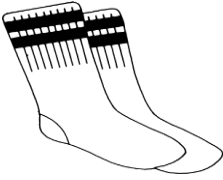


Blue is my favourite colour.

I'm from France.

clothes	ملابس	jumper	بلوفر
shoes	حذاء	trousers	بنطلون قماش
shirt - shirts	قميص - قمصان	coat	بالطو - معطف
jeans	جينز	How many	كم العدد
socks	جورب - شراب	go	يذهب
skirt - skirts	جيبه - جيب	live	يعيش
shorts	شورت - بنطلون قصير	mother	أم
hat	قبعة	brother	أخ
jacket	جاكت	Bye	مع السلامة
dress	فستان	See you tomorrow	أراك غداً

Exercises

1-Listen and number the pictures:

				
(.....)	(.....)	(.....)	(.....)	(.....)

2-Choose the correct word(s) between brackets :

- 1- (Where – When –What) do you live?
- 2- Bye! (See – clap – play)you tomorrow.
- 3- She's my (father – mother – brother) .
- 4- I live (on – from – in) Giza.
- 5- (How – Where - When) many skirts can you see?

3-Punctuate the following sentence :

hind and maha live in giza

.....

Practice time

السؤال عن الأشياء

١ - إذا كان الشيء الذي نسأل عنه مفرد قريب نستخدم الآتي: -

1 - What is this ? ما هذا - ما يكون هذا ؟ { مفرد قريب }
 ☞ It is أو this is + أسم الشيء إنه يكون.....

٢ - إذا كان الشيء الذي نسأل عنه مفرد بعيد نستخدم الآتي: -

1 - What is that ? ما هذا - ما يكون هذا ؟ { مفرد بعيد }
 ☞ It is أو that is + أسم الشيء إنه يكون.....


٣ - إذا كان الشيء الذي نسأل عنه جمع قريب نستخدم الآتي: -

1 - What are these ? ما هذا - ما يكون هذا ؟ { جمع قريب }
 ☞ They are أو these are + أسم الشيء إنه يكون.....

٤ - إذا كان الشيء الذي نسأل عنه جمع بعيد نستخدم الآتي: -

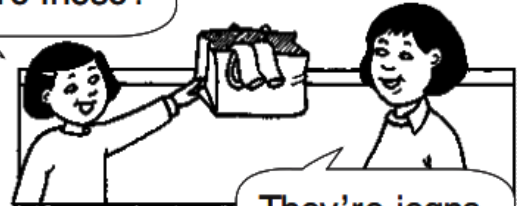
1 - What are those ? ما هذا - ما يكون هذا ؟ { جمع بعيد }
 ☞ They are أو those are + أسم الشيء إنه يكون.....

What are these?



They're socks.

What are those?




They're jeans.

What are those?
They're skirts.



What are these?
They're shoes.



Exercises

1- Listen and fill in the gaps:-

A: What are

B: They shirts.

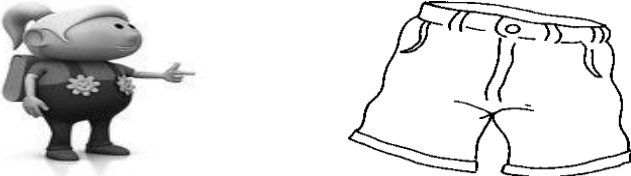

2- Read and match A with B :-

A	B
1- They	a- a car.
2- It's	b- It is black.
3- Blue is my favourite	c- 're shoes.
4- What colour is it?	d- colour .
	e- socks.

3- Choose the correct word(s) between brackets :

- 1- What are those? (Those – These - That) are shorts.
- 2- (Cat – Red - Blue) is nice, but I like red .
- 3- What are these? They're (bag – shorts - book)
- 4- That bag (am - is – are) green.
- 5- (Who – Where - What) colour is it? It's red.

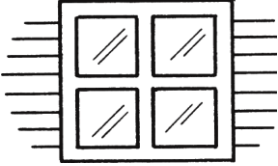




4- Look and write a sentence under each picture :

	
<p>.....</p>	<p>.....</p>

phonics time

long o

oa, ow, and o_e

مركب	جليد	منزل	بالطو - معطف
			
boat	snow	home	coat
شباك	تليفون	مفتاح	يركب
			
window	telephone	key	ride
مطر	صابونة	طريق	ضفدع
			
rain	soap	road	toad
عظمة	نغمة	ليل	حبل
			
bone	tone	night	rope

ملاحظة - مفكرة	حفرة	بطئ	أصفر
note	hole	slow	yellow

Test on Unit 7

1-Listen and number the pictures:

(.....)	(.....)	(.....)	(.....)	(.....)

2-Listen and fill in the gaps:

A: What are

B: They shirts.

3-Read and match A with B:

A	B
1- They	a- a car.
2- It's	b- It is black.
3- Blue is my favourite	c- 're shoes.
4-What colour is it?	d- colour .
	e- socks.

4-Choose the correct word(s) between brackets :

- 1- (Where – When –What) do you live?
- 2- Bye! (See – clap – play)you tomorrow.
- 3- She's my (father – mother – brother) .
- 4- I live (on – from – in) Giza.
- 5- (How – Where - When) many skirts can you see?

5- Look at the pictures and unscramble the words :

<p>nteo</p>	<p>yek</p>	<p>emoh</p>	<p>taco</p>
<p>.....</p>	<p>.....</p>	<p>.....</p>	<p>.....</p>

6-Look and write a sentence under each picture:

<p>.....</p>	<p>.....</p>

7- Punctuate the following sentence:

it's a boat

.....

8-Copy the following sentences:

What colour is it?

This is my book.


Unit 8

In a messy Classroom

في فصل فوضوى

Conversation Time

A - Listen and repeat:

Oh, no! What a mess!

Oh, no! What a mess! Let's clean up.



1 - Oh, no! What a mess!

ياه ! يا لها من فوضي (أشياء غير مرتبة)!

2 - Yeah, you are right.

نعم ، أنك على صواب.

3 - Let's clean up.

هيا بنا ننظف (المكان).

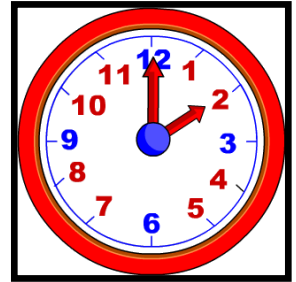
4 - Okay. Let's get the broom.

حسناً . هيا بنا نحضر المكنسة.

D - Review. Listen and repeat.

What time is it?

It's two o'clock.



1 - What time is it?

كم الساعة ؟

2 - It's two o'clock.

الساعة الثانية بالضبط.

3-It's two thirty.

الساعة الثانية ونصف.

mess	فوضى- غير مرتب	okay	موافق
messy	فوضى	get	يحصل على-يُحضر
classroom	حجرة الفصل	broom	مقشة
what a mess	يا لها من فوضى	What time..?	ما الوقت ...؟
yeah	نعم	o'clock	بالضبط
right	صحيح - صواب	it's 2 o'clock	إنها الثانية بالضبط
let's	هيا بنا - دعنا	in	فى
clean up	ينظف	where	أين

للسؤال عن الوقت نستخدم الآتى :-

☞ **What time is it ?** ما الوقت ؟ ☞ **What is the time ?** كم الوقت ؟
 → **It is + الوقت + o'clock .**

1 - **What time is it ?**  ☞ **It is two o'clock .**

يأتى بعد **let's** الفعل فى المصدر { أى بدون إضافات مثل **ing** }

1 - **Let's play football .** 2 - **Let's read a book .**

١ - الاختصار فى كلمة **Let's** مكان حرف الـ **U**
 ٢ - الاختصار فى كلمة **o'clock** مكان حرف الـ **f**

Exercises

1-Listen and fill in the gaps:

Ehab : Let's up.

Yousef : Okay. Let's get the

2-Read and match A with B:

A	B
1- What	a- are right.
2- Let's	b- the broom.
3- you	c- okay.
4- Let,s get	d- clean up .
	e- a mess!

3-Choose the correct word(s) between brackets :

- 1- (Where – When –What) time is it?
- 2- It's (to – too – two) o'clock.
- 3- Oh, no. What a (broom – mess - right) .
- 4- Let's (get – getting – gets) the broom.
- 5- You (are – is - am) right.

4- Look at the pictures and unscramble the words :

tighr

.....



robom

.....



up lacen

.....



smes

.....

5-Look and write a sentence under each picture:

© Ron Leishman * www.ClipartOf.com/1048553

.....



.....

Practice time

حروف الجر للمكان

١ - عند السؤال عن مكان شئ مفرد نستخدم

1 - **Where is the** + أسم الشئ ؟

☞ **It is** { in - on - under - next to - between } + المكان

٢ - عند السؤال عن مكان شئ جمع نستخدم

1 - **Where are the** + أسم الشئ ؟

☞ **They are** { in - on - under - next to - between } + المكان

Where's the computer?




Where are the books?




1-Where's the guitar? أين الجيتار..؟

It's on the table.



2-Where are the books? أين الكتب...؟

They're under the shelf.







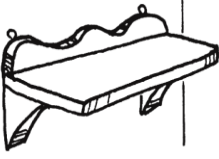
3- Where's the ball? أين الكرة..؟

It's next to the box.



Exercises

1-Listen and number the pictures:

				
(.....)	(.....)	(.....)	(.....)	(.....)

2-Listen and fill in the gaps:

A: What time it?

B: It's o'clock.

3-Choose the correct word(s) between brackets :

1- Where (am – is –are) the ball?


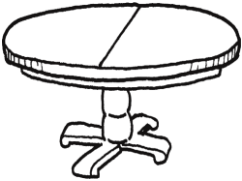


2- It (am – is –are) on the table.

3- Oh, no. (What – Where - Who) a mess !

4- It's next (in – to – on) the cupboard.

5- This is (of – on - for) you.

4- Look at the pictures and unscramble the words :

			
pcmtuero	talbe	udner	hslef
.....

5- Punctuate the following sentence:














ahmed is a teacher

.....

phonics time

long o





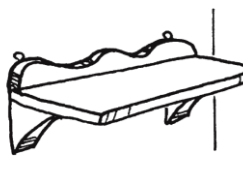
ue and u_e

صمغ	صحيح	ناى - مزمار	شهر يونيو
			
glue	true	flute	June
أنبوبة	نغمة - لحن	عود	بريد
			
tube	tune	lute	mail
ضيق	كوم من الرمال	فنجان	شمس
			
tight	dune	cup	sun
يجرى	بذور	بحر	رجل
			
run	seeds	see	leg

blue	أزرق	dune	كثبان رملي
glue	صمغ	tune	نعمة
true	صحيح	tight	ضيق – محكم
flute	ناي – مزمار	mail	بريد
June	شهر يونيه	note	ملحوظة
tube	أنبوبة	mine	ملكي
clue	دليل	seed	بذرة

Test on Unit 8

1-Listen and number the pictures:

				
(.....)	(.....)	(.....)	(.....)	(.....)

2-Listen and fill in the gaps:

A: clean up .

B: Okay. Let's the broom.





3-Read and match A with B:

A	B
1- This is	a- teacher.
2- I'm a	b- to the computer.
3- It's next	c- for you.
4-What time	d- you, aren't .
	e- is it?


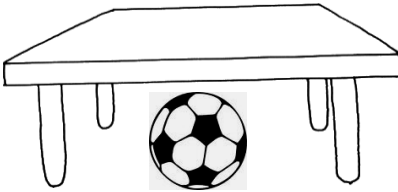
4-Choose the correct word(s) between brackets :

- 1- (Where – When –What) time is it?
- 2- Where (is – are – am) the books?
- 3- Let's get the (flute – lute – broom) to clean up .
- 4- The guitar is next (two – to – in) the computer.
- 5- (These – Those - This) is for you.

5- Look at the pictures and unscramble the words :

			
dske	pcuboard	utne	etulf
.....

6-Look and write a sentence under each picture:

	
.....

7- Punctuate the following sentence:

let's clean up

.....

8-Copy the following sentences:

What time is it?

.....

.....

It's two o'clock.


.....

.....

Unit 9

In the shop

في المحل

Conversation Time**A - Listen and repeat:**

1 - Uh-oh!

يا (صيغة تعجب) !

2 - What's wrong?


ما المشكلة ؟ ، ما الأمر ؟ ، في أيه؟

3 - We're late. Please hurry.

نحن متأخرين. أسرع من فضلك.

4 - Oh... I can't decide.

يا ! لا أستطيع أن أقرر .

B - Review. Listen and repeat.

1 - What colour is it?

ما لونه ؟ ، ما لونها ؟

2 -It's brown.

لونها ، لونه بني.

3-It's green / red / blue ...

لونها أخضر / أحمر / أزرق ...

shop	محل – دكان	please	من فضلك
Uh – oh	علامة تعجب	hurry	إسرع
wrong	خطأ	can	يستطيع
What's wrong?	ماذا حدث ...؟	can't	لا يستطيع
late	متأخر	decide	يقرر

Exercises

1-Listen and fill in the gaps:

Khdiga : What's

Hind : We'rePlease hurry!

2-Read and match A with B:

A	B
1- What's	a- Tuesday.
2- We're	b- decide.
3- I can't	c- hurry.
4- Please	d- wrong?
	e- late.

3-Choose the correct word(s) between brackets :

1- (Where – When –What) colour is it?

2- We're late. Please (hurry – happy – count).

3- What (is – that - wrong) ? - We're late.

4- Oh. I can't (colour – decide – nice).

5- They're my (shoes – shirt - jacket).

Practice time

أملك - عندي Have got

✿ **have** عند التعبير عن ملكية الأشياء نستخدم ✿

I have a red dress أنا عندي فستان أحمر مثال :-

✿ **don't have** عند التعبير عن عدم ملكية الأشياء نستخدم ✿

I don't have a red dress أنا ليس عندي فستان أحمر مثال :-


تأتي **have** مع { I - you - we - they - اسم جمع }

ملحوظة

I		
You	have	candy.
We		
They		

I		
You	don't have	juice.
We		
They		

I have candy. I don't have popcorn.



They have popcorn. They don't have candy.

You have popcorn.

You don't have chips




We have ice juice.

We don't have water.




They have candy.

They don't have popcorn.



I have water.

I don't have ice cream.



Exercises





1-Listen and number the pictures:

				
(.....)	(.....)	(.....)	(.....)	(.....)

2-Read and match A with B:

A	B
1- Let's get 2- I like 3- They 4- Do	a- chips. b- the broom. c- you have presents? d- doesn't have water . e- don't have candy.







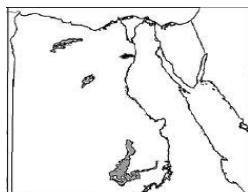


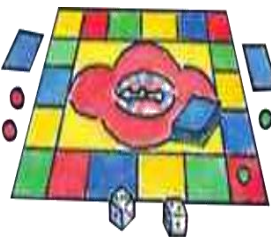






3- Look at the pictures and unscramble the words :

			
hipcs	jiuce	oporcnp	cei ceram
.....

phonics time

short a

long a


قبعة - كاب	رجل	حزين	نملة
			
cap	man	sad	ant
ظهر	قطة	خريطة	حنفية
			
back	cat	map	tap
يوم	لعبة	ألم - وجع	عصا - عكاز
			
day	game	pain	cane
بحيرة	قطار	يخبز	شهر مايو
			
lake	train	bake	May

Short " a "

Long " a "

can	علبة	rain	مطر
lack	نقص - قلة	main	رئيسي
mad	مجنون	tape	شريط لاصق
pan	طاسة - مقلاة	made	صنع
ran	جرى		
mat	سجادة		
hat	قبعة		

Test on Unit 9

1-Listen and number the pictures:**2-Listen and fill in the gaps:**

A: We're late. Please.....

B: Oh. I decide.

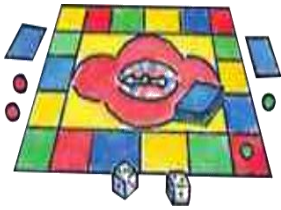



3-Read and match A with B:

A	B
1- We're late, please	a- is it?
2- What's	b- the candy?
3- What colour	c- wrong?
4- Where's	d- thank you.
	e- hurry!



4-Choose the correct word(s) between brackets :

- 1- I like to eat (water – milk – chips).
- 2- It's (on – in – next) to the candy.
- 3- What's (right – wrong – hurry) ?
- 4- We (doesn't – don't – do) have juice.
- 5- (She – He - They) have chips.

5- Look at the pictures and unscramble the words :

			
agme	pchis	naitr	pac
.....

6-Look and write a sentence under each picture:

	
.....

7- Punctuate the following sentence:

what do you have

.....

8-Copy the following sentences:

We don't have juice.

.....

I like popcorn.

.....

Unit 10

At the clinic

في العيادة


Conversation Time**A - Listen and repeat:**

Hey! That's mine.



No, it isn't. It's mine.

Oops! Sorry.



That's okay.

1 - Hey! That's mine.

يا (تستخدم للتساؤل وللفت الانتباه والتعجب و النداء) ! هذه ملكي .

2 - No, it isn't. It's mine.

لا ، ليست ملكك. إنها ملكي.

3 - Oops! Sorry.

(عفوا / عذرا) ! آسف.

4 - That's okay.

حسنًا ، مضبوط ، أوكي.

B - Review. Listen and repeat.

Where do you live?



I live in Puppetville.

1 - Where do you live?

أين تعيشي ؟

2 - I live in Puppetville.

أعيش في مدينة ببت فيل.

3- I live in Egypt.

أعيش في مصر.

Hey!	صيحة لجذب الانتباه	mine	ملكى
Oops!	تعبير يستخدم عندما يفعل الشخص شئ خطأ	live	يعيش
sorry	آسف	clinic	عيادة
That's okay	حسناً	hospital	مستشفى

Exercises

1-Listen and fill in the gaps:

Ahmed : Hey! That's

Ziad : No, it isn't.mine.

2-Read and match A with B:

A	B
1- Hey! That's	a- isn't.
2- No, it	b- sorry.
3- Where do	c- mine.
4- Oops!	d- 's okay.
	e- you live?

3-Choose the correct word(s) between brackets :

1- (Where – When –What) do you live?

2- That's (my – mine – I).

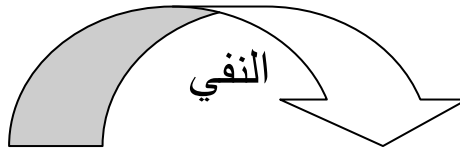
3- Oops! Sorry. That's (hey – okay – sorry).

4- I live (in – on – of) Giza.

5- No, it (is – isn't – aren't).It's mine.

Practice time

Verb " To have "



النفي

يمتلك / لديه / عنده

have & has

I-we-you-they He-she-it

don't & doesn't

I-we-you-they

He-she-it



1- He has a sore throat.

He doesn't have a rash.



2- She has a cold.

She doesn't have a stomach ache.



Exercises





1-Listen and number the pictures:

(.....)	(.....)	(.....)	(.....)	(.....)



2-Read and match A with B:

A	B
1- He	a- is it?
2- What colour	b- don't have chips.
3- I don't	c- has a rash.
4- We	d- have a stomach ache.
	e- red.

3- Look at the pictures and unscramble the words :

			
shra	ocugh	ccnili	fveer
.....

4-Look and write a sentence under each picture:

	
.....

5- Punctuate the following sentence:

ali doesn't have a rash

.....

6-Copy the following sentences:

He has a sore throat.

.....






She doesn't have a fever.

.....

phonics Time

short e

long e

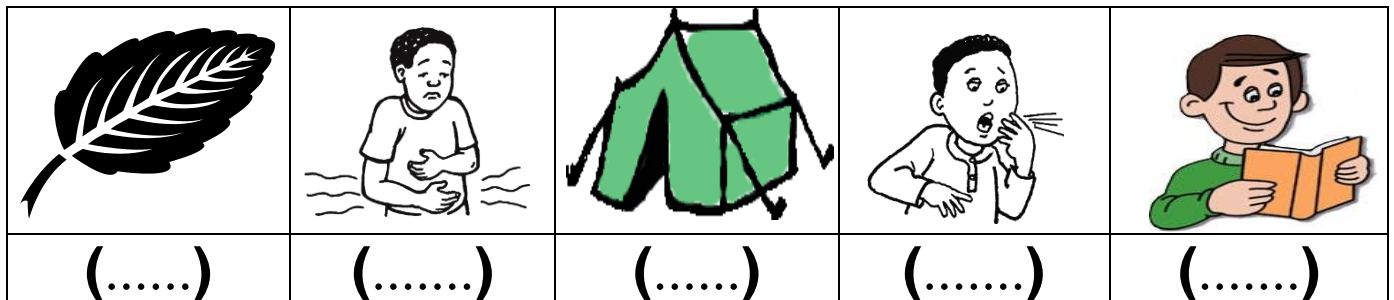
سرير	مكتب	قلم جاف	خيمة
			
bed	desk	pen	tent
طائرة نفاثة	شبكة العنكبوت	١٠	أحمر
			
jet	web	ten	red
يأكل	كلب البحر	ورقة شجر	حبة فول
			
eat	seal	leaf	bean
سيارة جيب	يقرأ	خرزة - سبحة	أخضر
			
jeep	read	bead	green

Short " e "

Long " e "

set	يجلس	seat	مقعد
led	لمبة اشارة	lead	معدن الرصاص
net	شبكة	neat	مرتب - منظم
met	قابل	meet	يقابل
fed	أطعم	feed	يطعم
hat	قبعة		

Test on Unit 10

1-Listen and number the pictures:**2-Listen and fill in the gaps:**

A: Does he..... a cold?

B: No, he a fever.





3-Read and match A with B:

A	B
1- It's	a- live in Giza.
2- I have a cough	b- have a stomach ache.
3- He doesn't	c- Those are socks.
4- What are those	d- seal.
	e- I don't have a cold.



4-Choose the correct word(s) between brackets :

- 1- Amany doesn't (have – is – has) a stomach ache.
- 2- He has a fever. He (doesn't – don't – isn't) have a rash.
- 3- I like to eat (pen – meat – leaf) .
- 4- This book is (my – I – mine) .
- 5- Red is my (good – favourite - nice) colour.

5- Look at the pictures and unscramble the words :

			
eevfr	jepe	tae	eafl
.....

6-Look and write a sentence under each picture:

	
.....

7- Punctuate the following sentence:

where do you live

.....

8-Copy the following sentences:

She has a sore throat .

Hey! That's mine.



Unit 11

At home with Kareem

في المنزل مع كريم


Conversation Time

A - Listen and repeat:

Miss Sarah, may I use the bathroom?

Where is it?

It's over there.



Of course.



I see it. Thanks.

1 - Miss Sarah, may I use the bathroom?

آنسة ساره ، هل يمكن أن استخدم الحمام ؟

2 - Of course.

بالتأكيد، طبعاً، بالطبع.

3 - Where is it?

أين يكون ؟

4 - It's over there.

إنه هناك.

5- I see it. Thanks.

رأيتَه . شكراً.

B - Review. Listen and repeat.

What a mess!



Let's clean up.

1 - What a mess !

يا لها من فوضى !

2 -Let's clean up.

هيا بنا ننظف (المكان) .

3-Yeah, you're right.

نعم، أنك على حق.

Miss	مُعَلِّمة – مُدْرِسَة	over there	هناك
May I.....?	هل يمكن أن؟	See	يرى
Use	يستخدم	thanks	شكراً
bathroom	الحمام	What a mess!	يا لها من فوضى!
of course	بالطبع	Clean up	ينظف

Exercises

1-Listen and fill in the gaps:

Hanan : May I use the

Mona : Of.

2-Read and match A with B:

A	B
1- May I	a- there.
2- Where is	b- it.
3- It's over	c- clean up.
4- Let's	d- use the bathroom?
	e- it?

3-Choose the correct word(s) between brackets :

1- (May – When –What) I use the bathroom?

2- (When – Who – Where) is the bathroom?

3- It's (up – over – in) there.

4- I (see – can – have) it. Thanks.

5- What a mess?(Lets – Let – Let's) clean up.

Word Time



glue



scissors



tape



paint



paper



crayons

glue

صمغ

tape

شريط لاصق

scissors

مقص

paint

دهان

paper

ورق

crayons

أقلام تلوين

Practice Time

في صيغة السؤال بـ "هل....؟" نضع {Does / Do} قبل الفاعل .

نستخدم **Do** مع { I - you - we - they - اسم جمع }

نستخدم **Does** مع { he - she - it - اسم مفرد }

▶ Do you have a camera ? ** Yes , I do .

▶ Does she have a red dress ? ** No, she doesn't

١ - إذا بدأ السؤال بـ **Do** إنتهت الإجابة بـ **do** مع **Yes** ,

أو بـ **don't** مع **No** .

Do you have a bike ? Yes , I do / No , I don't

٢ - إذا بدأ السؤال بـ **Does** إنتهت الإجابة بـ **does** مع **Yes** ,

أو بـ **doesn't** مع **No** .

Does she have a bike ? Yes , she does / No , she doesn't

٣ - نستخدم **have** في السؤال مع كل ضمائر الفاعل مفرد أو جمع



1- Does she have scissors?

Yes, she does.



2- Does he have scissors?

No, he doesn't. He has paper.




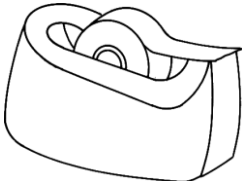



3- Do you have glue?

- Yes, I have.

-No, I haven't.

Exercises

1-Listen and number the pictures:

				
(.....)	(.....)	(.....)	(.....)	(.....)

2-Listen and fill in the gaps:

A : Does he crayons?

B : No, heHe has paint.

3-Read and match A with B:

A	B
1- No,	a- she does.
2- Does he	b- crayons.
3- These are	c- have scissors?
4- she	d- he doesn't.
	e- has tape.

4-Choose the correct word(s) between brackets :

1- (Does – Is – Do) he have tape?





2- No, I (doesn't – don't – isn't) have paper.

3- (We – You – She) has glue.


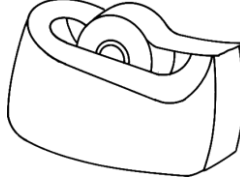
4- Yes, she (does – don't – doesn't).

5- May I use the bathroom? - Of (many – course - are).

5- Look at the pictures and unscramble the words :

			
<p>paitn</p>	<p>clnae up</p>	<p>ppaer</p>	<p>orombath</p>
<p>.....</p>	<p>.....</p>	<p>.....</p>	<p>.....</p>

6-Look and write a sentence under each picture:

	
<p>.....</p>	<p>.....</p>

7- Punctuate the following sentence:

does Hani have glue

.....

8-Copy the following sentences:




These are my crayons .

He has paint.

phonics Time

short i

long i

سلة	مريض	دبوس	رقم ٦
			
bin	sick	pin	six
يجلس	زعنف السمكة	صندوق الأدوات	يلعق
			
sit	fin	kit	lick
دراجة	رقم ٩	يمين	طائرة ورقية
			
bike	nine	right	kite
يجب	ضوء	ضيق	يتشاجر
			
like	light	tight	fight






Short " e "

Long " e "

lit	أضاء - أنار	site	موقع
fill	يملأ	file	ملف
fit	لائق بدنياً	fine	بخير
din	ضوضاء	dime	نوع من العملة المعدنية
nil	صفر - لا شيء	Nile	نهر النيل
pill	قرص دواء	sight	بصر
bit	عض - لدغ	bite	يعض - يلدغ

Test on Unit 11

1-Listen and number the pictures:

				
(.....)	(.....)	(.....)	(.....)	(.....)

2-Listen and fill in the gaps:

A: Miss Sarah, I use the bathroom?

B: Of

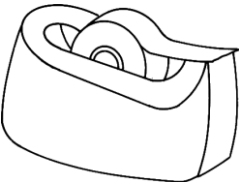



3-Read and match A with B:

A	B
1- May I	a- birds.
2- What are	b- it.
3- They're	c- use the bathroom?
4- I see	d- it's mine.
	e- those?



4-Choose the correct word(s) between brackets :

- 1- I fly my (bin – kite – pin) in the sky.
- 2- He uses (tape – scissors – glue) to cut paper.
- 3- I see it. (Thanks – Thank – can) you .
- 4- Does (you – I – she) have glue?
- 5- Noha (have – don't have – doesn't have) paper.

5- Look at the pictures and unscramble the words :

			
tpae	keli	ghfti	erppa
.....

6-Look and write a sentence under each picture:

	
.....

7- Punctuate the following sentence:

does she have a pen

.....

8-Copy the following sentences:

He has paper ang glue .

.....

It's over there.

.....

Unit 12

On a picnic

في نزهة خلوية

Conversation Time

A - Listen and repeat:

Pass the cake, please.

Which one?

Thanks.



The chocolate cake.

Here. Help yourself.

- | | |
|----------------------------|---|
| 1 - Pass the cake, please. | ناولينى الكيكة (الكعكة / التورتة) من فضلك . |
| 2 - Which one? | أيّ واحدة ؟ |
| 3 - The chocolate cake. | كيكة الشوكولاتة / تورتة الشوكولاتة. |
| 4 - Here. Help yourself. | ها هي. تفضل. |
| 5- Thanks. | شُكراً. |

B - Review. Listen and repeat.

Hey! That's mine.

Oops! sorry.



- | | |
|-----------------------|--|
| 1 - Hey! That's mine. | يا (تستخدم للتساؤل وللفت الانتباه والتعجب و النداء) ! هذه ملكي |
| 2 -Oops! Sorry. | (عفوًا / عذرا) ! آسف. |
| 3- That's okay. | حَسَنًا ، مضبوط ، أوكي. |

pass	يمرر - يناول	picnic	نزهة خلوية
help	يساعد	chocolate cake	كيك شيكولاتة
help yourself	تفضل	Which one..?	أى واحدة...؟
yourself	نفسك	mine	ملكى

Exercises

1-Listen and fill in the gaps:

Ali : the cake, please.

Amr : Which?

2-Read and match A with B:

<i>A</i>	<i>B</i>
1- Pass	a- Thanks.
2- Jana likes	b- yourself.
3- Which	c- the cake, please.
4- Here. help	d- one?
	e- chocolate cake.

3-Choose the correct word(s) between brackets :

1- (Pass – Smile –Walk) the cake, please.

2- (When – Which – Where) one? – The chocolate cake.

3- Hey! That's (I – my – mine).

4- (Help – Helps – Helping) yourself.

5- It's a (pass – flower – chocolate) cake.

Practice Time

ضمائر الفاعل		أمثلة
I	like	I like fish.
We		We like salad.
You		You like cake.
They		They like cake.

ضمائر الفاعل		أمثلة
He	likes	He likes fish.
She		She likes salad.
It		It likes cake.

He likes

..... يحب
 ((للتعبير عن شيء يحبه شخص))

He doesn't like ..

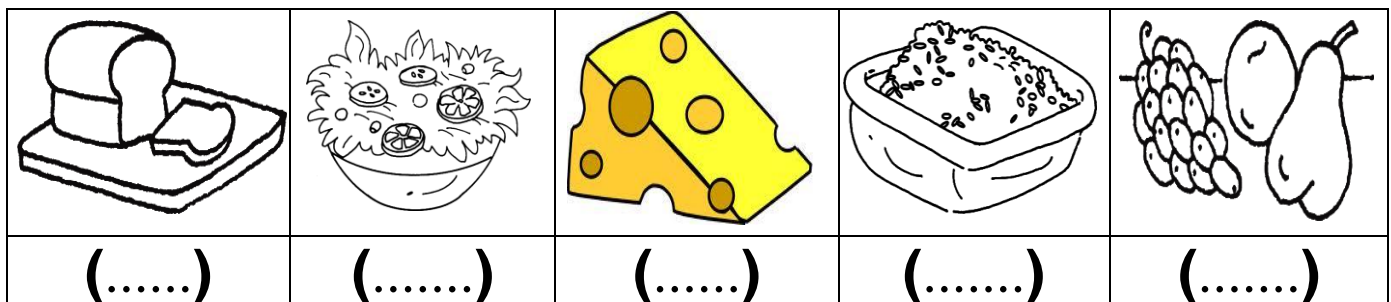
..... لا يحب
 ((للتعبير عن شيء لا يحبه شخص))



- 1- He likes salad. He doesn't like bread.
- 2- She likes fruit. She doesn't like chicken.

Exercises

1- Listen and number the pictures:







2-Read and match A with B:

A	B
1- That's	a- bread.
2- He likes	b- mine.
3- She doesn't	c- like cheese.
4- It	d- old are you?
	e- likes milk.


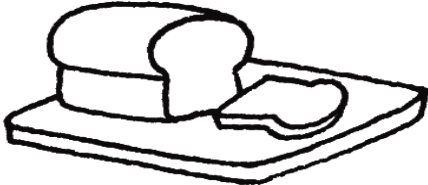
3-Choose the correct word(s) between brackets :

- 1- (Do – Does – Are) you like cake?
- 2- (I – He – you) likes bread.
- 3- We (doesn't – don't – do) chicken.
- 4- (No, – Yes, – Is) I don't.
- 5- you don't (had – have – has) juice.

4- Look at the pictures and unscramble the words :

			
chckeni	ccpini	cire	saald
.....

5-Look and write a sentence under each picture:

	
.....

phonics Time

short o

long o


يقفز على رجل واحدة	إناء	ضفدعة	ساعة حائط
			
hop	pot	frog	clock
فردة جورب	سرير طفل	لا	صندوق
			
sock	cot	not	box
حبل	خبز محمص	جليد	بالطو - معطف
			
rope	toast	snow	coat
كوع	معزة	مركب	نكتة
			 <small>You've never sinned - tell me another one!</small>
elbow	goat	boat	joke

Short " o "

Long " o "

rod	سنارة	hope	يتمنى
sob	يبكى	road	طريق
mop	ممسحة	note	ملاحظة
cop	شرطى	soak	ينقع فى الماء
cob	كوز ذرة	smoke	دخان
tot	طفل رضيع	tote	حقيبة
rob	يسرق	robe	ثوب

Test on Unit 12

1-Listen and number the pictures:**2-Listen and fill in the gaps:**

A: Here. yourself.

B:





3-Read and match A with B:

A	B
1- Pass the	a- yourself.
2- Help	b- I don't like oranges.
3- Does she	c- cake.
4- I like apples.	d- has chicken .
	e- have chips?



4-Choose the correct word(s) between brackets :

- 1- She doesn't (liked – liking – like) salad.
- 2- (Passing – Pass – passes) the cake, please.
- 3- (They – you – Hani) likes chicken .
- 4- He likes rice. He (don't – isn't – doesn't) like cheese.
- 5- (What – Which – Who) one do you want?

5- Look at the pictures and unscramble the words :

			
ufirt	ckos	poh	tgoa
.....

6-Look and write a sentence under each picture:

	
.....

7- Punctuate the following sentence:

does she like fruit

.....

8-Copy the following sentences:

Please, pass the cake .

She likes chichen.

Punctuation علامات الترقيم

١- نستخدم الحروف الكبيرة في بداية الجملة.

↪ Ex: Open your book.

٢- نستخدم الحروف الكبيرة في أول اسماء الناس، وأيام الأسبوع، والشهور والقارات والأنهار، والبلاد وأسماء المدن واللغات.

Noura – Hassan

أسماء أشخاص

Sunday – Monday

أيام اسبوع

May – June

الشهور

Egypt – Giza

المدن والدول

Arabic – English

اللغات

٣- تحويل الضمير (I) أنا في أى مكان في الجملة حرف كبير.

↪ Ex: I want to be a teacher when I grow up.

٤- نضع نقطة في نهاية الجملة الخبرية (.) .

↪ Ex: They are eight years old .

٥- نضع علامة إستفهام في نهاية الجملة الإستفهامية (?).

↪ Ex: What's your name ?

٦- نستخدم الفاصلة في الحالات الآتية:

أ – للفصل بين مجموعة من الكلمات من نوع واحد.

↪ Ex: Suzy, Jana , Salwa and Reem are friends.

ب – بعد كلمة (Yes, No,):

↪ Ex: Yes, he is.

↪ Ex: No, he isn't.

ج – بعد المخاطب إذا جاء أول الجملة وقبله إذا جاء آخر الجملة.

↪ Ex: Reem, come here.

↪ Ex: Come here, Reem.

٦- نستخدم علامة الحذف والاختصار الفاصلة العليا (') في الحالات الآتية:

في حالة الملكية * Jana's book في حالة حذف حرف من الكلمة He's = He is

أمثلة o'clock 'd 'll 've 're 't 's 'm

A a B b C c D d E e F f

G g H h I i J j K k L l

Mm Nn Oo Pp Qq Rr Ss

Tt Uu Vv Ww Xx Yy Zz

